




## 1. Attention of seat

Defend the following matter about the seat.


In the worst case, it reaches an unexpected accident and serious injury if it doesn't guard or, it is likely to lead to the death.

**滴** Adjust the position in the seat to take correct driving posture.



- The driving operation is mistaken if correct driving posture is not taken and it not only causes an unexpected accident but also the effects such as seat belts and SRS air bag headrests are not demonstrated, and it reaches important injury or, in the worst case, it is likely to lead to the death. Refer to P.155 for correct driving posture.

**滴** Shake the seat before ..lightening.., and confirm fixation surely after adjusting the seat.



- Important injury that moves if not fixed the seat, causes an unexpected accident, and is related to the life might be received and it is dangerous.



Warning

1.

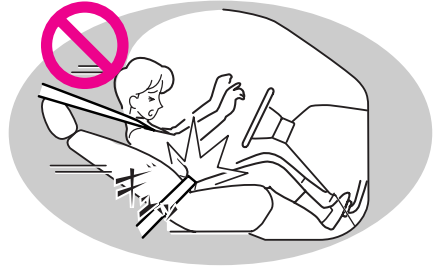
Attention

of

seat

## 澆 Do not operate the seat while running.

- The important injury related to the life might be received when it applied the brakes and when it collides and it is dangerous.



## 澆 The back must not run knocking down the drip more than the necessity either.

- The waist belt shifts from the hipbone when collide or bumped from behind when the back also knocks down the drip more than the necessity, the body receives slipping and strong pressure under the seat belt, and it reaches important injury or, in the worst case, it is likely to lead to the death.



## 潜 Do not put the cushion (square cushion) of the back etc. between the drip and the back.

- Important injury that is not demonstrated the effect of the seat belt and the headrest enough when cannot not only take correct driving posture but also colliding and is related to the life might be received and it is dangerous.



Warning

1.

Attention

of seat

### 注意 Do not run with the headrest removed.



- Do not run similarly in the headrest of the Secandoshet third seat while lowered. A big impact joins the neck when colliding, the important injury related to the life might be received, and it is dangerous. The headrest of the reception desk seat must adjust height so that the center of the headrest may become behind the ear, and put the headrest of the Secandoshet third seat into the raised state.

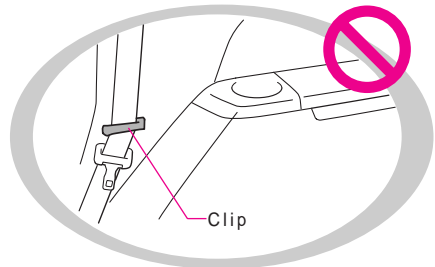
### 注意 The SRS air bag is built into the reception desk seat, and note handling. (SRS side air bag installation car)

- It doesn't operate normally, and it swells by mistake, and it reaches important injury or, in the worst case, it is likely to lead to the death when inadequately treating. (P.154"Adjustment of seat" Drink and refer to announcement. )

### 注意 Guard the following about the getting on going down to the third seat.

- Let me be sure to fix Secandoshet after it gets on the third seat and it descends. The important injury related to the life by the movement of the seat when time that slammed on the brakes and colliding if it is not made to fix, and the hit to the crew, etc. might be received and it is dangerous. -

Remove Secandoshetobelt from the clip when you get on Secandoshet after it gets on the third seat and it descends. Important injury that doesn't demonstrate the effect with an enough seat belt when colliding when the seat belt is installed with the seat belt placed between the clip, and is related to the life might be received and it is dangerous.





## 潛 Guard the following when you arrange the seat.

- The gear-shift in a smooth place when the seat is arranged, and it returns it. Put, put the parking brake surely, and stop the engine. The seat moves unexpectedly while operating it unlevelled land and uphill, and hands and feet etc. are placed, and important injury might be received and it is dangerous. -

Do not do the operation that is arranged the seat, and returned while running. The important injury related to the life might be received when it applied the brakes and when it collides and it is dangerous.

### - Guard the following about the table mode.

- Do not run while made to the table mode. The important injury related to the life when it applied the brakes and when it collides might be received and it is dangerous. -

Never get on on the table. The seat is damaged, and an unexpected injury might be done and it is dangerous. -

Confirm the light shake of the seat and fixation surely when it makes to the table mode, and it returns it. Important injury that moves while running if not fixed the seat, causes an unexpected accident, and is related to the life might be received and it is dangerous.

### - Guard the following about the Dablforlding storage of Secandoshet.

- The back knocked down must not run taking the person after the drip either. The important injury related to the life when time that slammed on the brakes and colliding might be received and it is dangerous. -

When you store the seat, confirm the light shake of the seat and fixation surely. Important injury that moves while running if not fixed the seat, causes an unexpected accident, and is related to the life might be received and it is dangerous. -

Confirm the lift of the back of the seat cushion, and fixation surely when you return it based on the seat. Important injury that moves while running if not fixed the seat, causes an unexpected accident, and is related to the life might be received and it is dangerous.

### - Guard the following about moving up the third seat.

- Return it based on Secandoshet when sitting on the third seat. The important injury related to the life when time that slammed on the brakes and colliding might be received and it is dangerous. -

The back knocked down must not run taking the person after the drip either. The important injury related to the life when time that slammed on the brakes and colliding might be received and it is dangerous. -

Confirm the light shake of the seat and fixation surely when you return it based on the seat. Important injury that moves while running if not fixed the seat, causes an unexpected accident, and is related to the life might be received and it is dangerous.



Warning

1.

Attention

of

seat



**- Guard the following about the relaxation mode.**

- Confirm the light shake of the seat and fixation surely when it makes to the relaxation mode, and it returns it. Important injury that moves while running if not fixed the seat, causes an unexpected accident, and is related to the life might be received and it is dangerous. -

Do not run putting the person and luggage while made to the relaxation mode. The important injury related to the life when time that slammed on the brakes and colliding might be received and it is dangerous.

**- Guard the following about the Big cabin mode and the super-long space mode.**

- The back knocked down must not run taking the person after the drip either. The important injury related to the life when time that slammed on the brakes and colliding might be received and it is dangerous. -

Confirm the light shake of the seat and fixation surely when it makes to the Big cabin mode and the super-long space mode, and it returns it. Important injury that moves while running if not fixed the seat, causes an unexpected accident, and is related to the life might be received and it is dangerous.




Warning

1.

Attention

of  
seat

About the safety



## 2. Attention of seat only for child

Defend the following matter about the seat only for the child.

In the worst case, it reaches an unexpected accident and serious injury if it doesn't guard or, it is likely to lead to the death.



Warning

2.

Attention

of

seat

only

for

child

**离** Let a small child who cannot correctly wear the seat belt of the car sit on the seat only for the child appropriate for the body.

- A complete safety protection support (baby seat) is necessary for the baby including the head and the neck. The head because extremely heavily compared with other parts baby's neck is not steady.

The baby must let me sit on an appropriate baby seat. -

Infant's figure is different from the adult who is the design object of the seat belt.

Infant's pelvis is small, and it hangs to not only the position where the pelvis is low but also the abdomen in a usual seat belt. In the worst case, strong pressure is received to the abdomen with the seat belt when colliding, it reaches important injury or, it is likely to lead to the death.

The infant must let me sit on the seat only for an appropriate child.



**涵**The manual of the attachment is often read without fail and it surely installs it in the commodity, and defend and use use when you use the base for bar & Topptezarancar only for the child seat fixation for the seat and ISOFIX only for the child.



- Use might not mistake or not be surely fixed, and the seat only for the child doesn't function correctly when a rapid brake and colliding, it reaches important injury or, in the worst case, it lead to the death. -

Consult the Toyota shop about the base for bar & Topptezarancar only for the child seat fixation for the seat and ISOFIX only for the child.

Standard of selection of seat only for child(For a Toyota pure goods. )

Child seat baby seat fixed with bar & Topptezarancar only for child seat fixation for ISOFIX of this car

Exclude the following.


	Weight	Height	Reference age
Baby seat	..less than	..less than	Four years old of nine months
Child seat	9kg.. 9-18kg	70cm.. 70-100cm	of newborn baby - nine months-

	Weight	Height	Reference age
Baby seat	9 - 18 ..less	75 - 105	Newborn baby Four years old
Child seat	than ten	..75cm or less..cm	of nine months of -12 months-
junior seat	kg..kg 15-32kg	100-135cm	four years old - ten years old

### 澆Install the seat only for the child to fix surely.

Install the seat only for the child surely noting the installation position and the direction of the installation. In the worst case, the seat only for the child doesn't function correctly when a rapid brake and colliding when the installation is improper, it reaches important injury or, it is likely to lead to the death.

- Install the seat only for the child in the rear seat.
- Do not forcibly install the seat only for the child, and install it in passenger's seat side Secandoshet when you cannot secure the enough space safely installed by the position of the driver's seat in driver's seat side Secandoshet.






- Never install the seat only for the child in the passenger's seat for.

- The high impact joins the back of the seat only for the child when passenger's seat S RS air bag swells when installing it for and it is dangerous.



- Unavoidably, ..positioning.. install most before and behind the passenger's seat seat to make it ease even a little the impact when it swells when you positively install the seat only for the child in the passenger's seat passenger's seat S RS air bag.

The high impact joins the child when passenger's seat SRS air bag swells if it doesn't defend and it is dangerous.

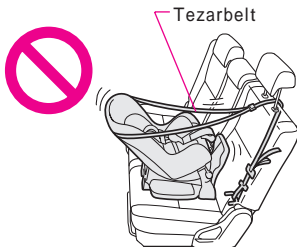


- When the seat (child seat baby seat) only for the child who fixes with bar & Topptezarancar only for the child seat fixation for ISOFIX is installed, confirm there is neither foreign body around bar & Topptezarancar only for the child seat fixation for ISOFIX is a god not all-in of the seat belt etc.

- It flies when the child seat baby seat is not fixed when the foreign body and the seat belt, etc. are bitten and it crowds, and it collides, and it reaches important injury or, in the worst case, it is likely to lead to the death.

- Tension it until Tezarbelt picks up the slack without fail when you install the child seat baby seat.

- The important injury related to the life when colliding might be received if Tezarbelt doesn't correctly put it and it is dangerous.



2.

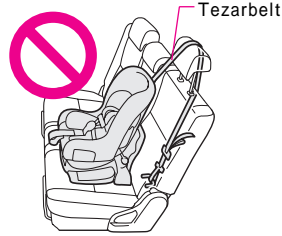
Atención

of seat only for child



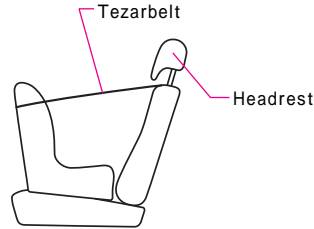

- Pass Tezarbelt under the headrest when you install the child seat baby seat with the headrest raised.

- The important injury related to the life when the child seat baby seat is not firmly fixed when putting it on the headrest, and it collides might be received and it is dangerous.




- Do not lower the headrest after the headrest is improved and it fixes to Topptezarancar when you install the child seat baby seat with the headrest raised.

- In the worst case, the child seat baby seat moves when Tezarbelt's hitting the headrest if the headrest is lowered, slackening, and colliding, it reaches important injury or, it is likely to lead to the death.



**⚠** Firmly install in the seat or store it in the luggage room when you do not use the seat only for the child.



- It might cause an unexpected accident by hitting the crew and the one, etc. when having applied the brakes when indoors leaving it while detached from the seat and is dangerous.




### 3. Attention of seat belt

Defend the following matter about the seat belt. In the worst case, it reaches important injury if it doesn't guard or, it is likely to lead to the death.



3.  
Atención  
of  
seat  
belt

**滴** All members must wear the seat belt correctly when you take the car.



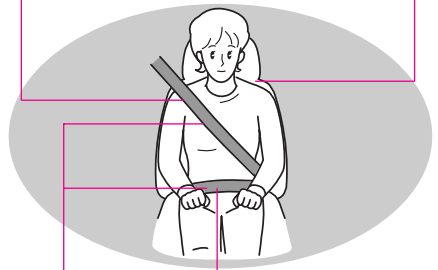
The high impact is received when the seat belt is not worn, the body is not maintained in the seat when time that slammed on the brakes and colliding if it doesn't correctly wear it, the body is thrown or the SRS air bag swells and it is dangerous. Moreover, it reaches important injury by being thrown out outside the car or, in the worst case, it is likely to lead to the death.

- The back also must adjust the drip, set up the upper part of the body, and sit ..waist... deeply disregarding it.

- Wearing the seat belt is obligated by the law. Those who drive must run after all crew confirm whether to have worn the seat belt correctly according to the following use.

#### Shoulder belt

- Put it enough on the shoulder.  
(Do not hang to the neck, and shift from the shoulder. )



#### Waist belt

- The hipbone must stick to a low position as much as possible. without fail

- Do not twist.

. method of correct wearing .



- Set up the upper part of the body, and wear the seat belt to the seat deeply in the waist or the state of the digit.
- Refer to P.155 for the good posture.

- Do not wear the shoulder belt of the seat belt by hanging to the neck and passing the armpit.

- Wear the shoulder belt of the seat belt to take enough to the shoulder without fail. - Strong pressure is received to the abdomen etc. when colliding when the position in which the belt is passed is wrong and it is dangerous.



- Adjust the adjustable seat belt anchor surely. (Refer to P.200. )

- Adjust it at the position where it is high only for the seat belt to finish not hitting the neck and to take enough to the center of the shoulder. -

Confirm fixation surely after it adjusts it.


- The waist belt of the seat belt must make it stick to a low position as much as possible and wear the hipbone.

- Strong pressure is received to the abdomen etc. when colliding when the waist belt of the seat belt shifts from the hipbone and it is dangerous.



- Wear one belt to the seat belt alone.

- The seat belt is not able not only to distribute the impact when the seat belt of one every two people or more is worn but also two people knock against each other and it is dangerous.





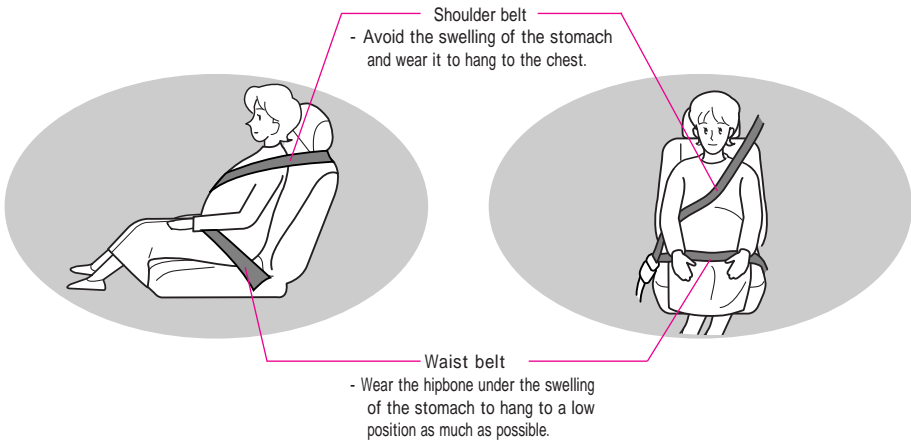
## 滴 The be getting pregnant woman also must wear the seat belt correctly.

However, confirm notes to the doctor. -

Wear wearing the seat belt under the pregnancy under the swelling of the stomach so that the waist belt may hang to the position where the hipbone as possible is as low though it is basically similar to the time usually worn.

Moreover, surely avoid the swelling of the stomach through the shoulder and wear the shoulder belt to hang to the chest. -

In the worst case, not only the mother's body but even also the embryo reaches important injury or, it is likely to lead to the death by the belt's digging into to the swelling of the stomach when time that slammed on the brakes and colliding if the belt has not been correctly worn.



## 澆 Wear the seat belt correctly if you have the disease.

However, confirm notes to the doctor.



Warning

3.

Atención

of

seat

belt



Warning

3.

Attention

of

seat

belt

**潺** Wear the seat belt while neither twist nor loosening and locked surely.



In the worst case, correct driving posture is not demonstrated the effect with an enough seat belt when colliding when the seat belt twists, is loose or it doesn't lock surely, reaches important injury or, might lead to the death. - The impact power cannot be distributed enough when colliding when twisting and it is dangerous. -

Unpick it to install it correctly when the belt has twisted. Consult the Toyota shop when the twist doesn't get loose well.

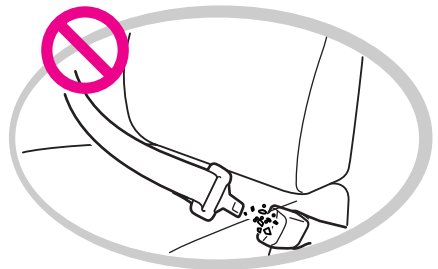
- Do not use it applying slack to the seat belt with the clothespin and the clip, etc.

- The amount of the movement until the body is restrained with the belt when colliding when the shoulder belt is too loose grows, the belt presses the chest etc. , and it is dangerous. Moreover, the high impact is received when the head is thrown at the steering wheel or the SRS air bag swells and it is dangerous.



- When inserting it in the buckle of the plate, the plate and the buckle hear, "Catitsu" and the sound are heard, and it is confirmed that it is surely ..the god combination...

- The seat belt comes off when the plate might not completely fit in the buckle when the foreign body enters, and it collides and it is dangerous.





Warning

3.


Attention

of

seat

belt

**潜** Do not damage the seat belt, and do not use the damaged seat belt.



In the worst case, the effect with an enough seat belt is not demonstrated when colliding when the damaged seat belt is used as it is, it reaches important injury or, it is likely to lead to the death. -

Place neither seat belt nor the plate between the seat and the door. It might be damaged when narrowing, and dangerous when using it as it is.

- It becomes loose, it is possible to be worn out, and exchange seat belts that do not operate normally at once. Moreover, do not receive the high impact due to the accident, and do not use a damaged seat belt. When colliding, an original function cannot be demonstrated enough.
- There is a possibility that the belt cuts when colliding when using it as it is. Moreover, it doesn't work normally, the effect with an enough seat belt is not demonstrated, and it is dangerous. -

Exchange it at once for the new article of pure Toyota when the seat belt doesn't function normally.





- Remodel, resolve or neither installation nor detach the seat belt.
- The seat belt doesn't operate normally when colliding. Consult the Toyota shop about the installation, detaching, and the exchange of seat belts.



Warning

3.

Attention


of

seat

belt

- Remodel, resolve or neither installation nor detach the seat belt with the pretensioner.

- It is likely not to operate normally when the seat belt with the pretensioner is inadequately handled, and repair in the Toyota shop.



- Do not use organic solvents such as benzine and gasoline to clean the seat belt. Moreover, do not bleach, and do not dye the belt. Strength decreases.

- The effect with an enough seat belt is not demonstrated when the performance of the seat belt decreases, and it collides and it is dangerous. -

Do not use the seat belt until drying by using the soapless soap or lukewarm water when you clean it.

